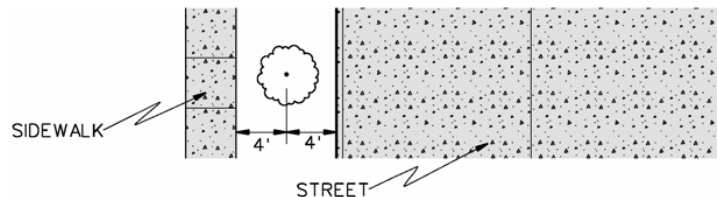


PUBLIC RIGHT-OF-WAY TREE PLANTING GUIDELINES

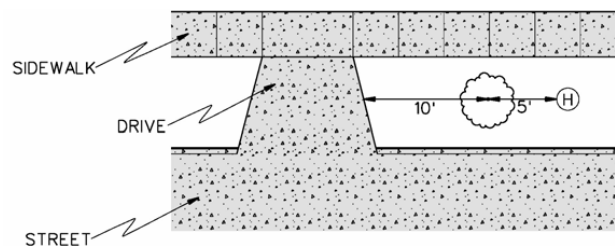
The following rules and guidelines shall be used when granting permission with reference to the planting of trees within the public right-of-way:

PLANTING GUIDELINES

1. For the purpose of these regulations, “parking” shall mean that portion of the public Right-of-Way between the existing or proposed street curb line or paving edge and the street side of a public sidewalk or sidewalk line.
2. No tree shall be planted other than as listed on the approved permit.
3. No tree shall be planted in any parking less than eight (8) feet in width.
4. No tree shall be planted over a public utility service without approved permit.
5. No tree shall be planted in a parking closer than four (4) feet to the outside curb, the sidewalk line, or the alley right-of-way line, measured from the center of such tree.

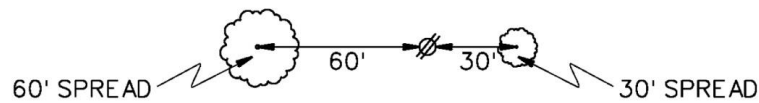


6. No tree shall be planted closer than ten (10) feet to the edge of any driveway. Vertical structures (such as fire hydrants, traffic signs, utility boxes etc.), or visible ground utilities (such as utility valve boxes, communication ground boxes, manhole covers, stormwater boxes etc.)

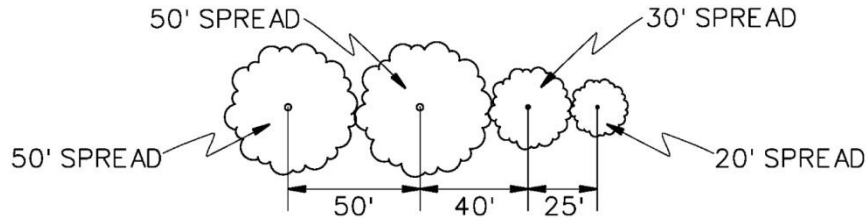


7. No tree shall be planted closer than the width of its average mature spread to a light standard or transmission pole, measured from the center of such light standard or transmission pole and the center of such tree.

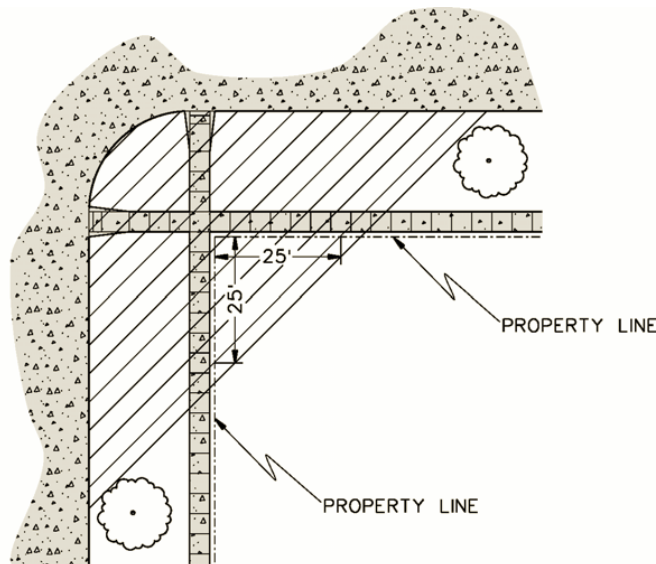
For UTILITY LOCATES, Call 1-800-292-8989. Allow 48 hours for response.



8. No tree shall be planted closer to the next tree in the parking than the distance of their combined average mature spread, measured from center to center of each tree.



9. No tree shall be planted on corner lots or lots adjacent to an alley in the area bounded by the street or alley lines of such lots and a line joining points along said street or alley lines twenty-five (25) feet from the point of the intersection of the Right-of-Way lines. Only such trees that can be pruned to a minimum of (10) feet to the lowest branches shall be allowed directly beyond the above line. Low branching trees obstruct a clear view of stop signs and oncoming traffic. (A guide to pruning resource is: www.arboday.org)



DUTIES OF PERSONS

1. To properly prune the tree/s so that it/they will not obstruct the following: traffic signs; a clear view of street and alley intersections; the proper lighting of public streets and places; and safe travel on public walks, ways (bike), or street shall be nine (9) feet above the surface of said sidewalk and way (bike), and fifteen (15) feet above said street.
2. To not plant any tree on public property which would cause a public danger or nuisance (e.g. Low branching trees planted on corner lots often obstruct the vision of stop signs, thus, creating a safety hazard).
3. To treat in an accepted manner or remove any tree so diseased or insect ridden as to constitute a hazard to other trees or public in the public Right-of-Way.

For UTILITY LOCATES, Call 1-800-292-8989. Allow 48 hours for response.

4. To locate all underground electric lines; telephone lines; gas lines; water lines; storm sewers; or any other improvements, public or **private** before planting is done.
5. There shall be no compensation by the City to the property owner for any damage to or removal of such items placed within the public right-of-way.

CHOOSING THE RIGHT TREE

The City of Coralville requires single stem/trunk over story shade type trees that are at least 1 ½ “ diameter measured 5’ above ground at planting.

- Ornamental or low growing type trees will not be permitted.

No trees producing fruit/nuts larger than 1” are permitted. A recommended resource for information on choosing the right tree for your site is: local nurseries or www.arboday.org

- Note trees listed for sale on this site do not meet size requirements.
- Note not all trees listed on this site are acceptable planting suggestions for your site.

The City Forester retains the right approve/deny any choice of tree selection whether on restricted/prohibited planting lists.

- www.arboday.org link is provided strictly as informational resource for choosing and caring for your tree.

RESTRICTED PLANTING LISTS:

PROHIBITED TREES: *The following classes and types of trees shall not be planted on the ROW or as part of required landscaping.*

Ash (All species and cultivars)	<i>Fraxinus sp.</i>
Austree	<i>Salix alba x matsudana</i>
Birch, White/Paper	<i>Betula papyrifera</i>
Boxelder	<i>Acer negundo</i>
Conifers (evergreen species)	
Cottonwood	<i>Populus deltoides</i>
Elm: Siberian, Chinese	<i>Ulmus pumila</i>
Empress Tree/Princess Tree	<i>Paulownia tomentosa</i>
Fruit and Nut trees over 1"	<i>(walnut, apple, etc.)</i>
Maple, Silver (All hybrids and cultivars)	<i>Acer saccharinum</i>
Mountainash	<i>Sorbus Americana</i>
Mulberry (All species and cultivars)	<i>Morus sp.</i>
Multi-Stem/Clump Form Trees	
Pear (All species and cultivars)	<i>Pyrus sp.</i>
Poplar (All species and cultivars)	<i>Populus sp.</i>
Russian Olive	<i>Elaeagnus angustifolia</i>
Tree of Heaven	<i>Ailanthus altissima</i>
Trees with thorns on the main stem or lower canopy	
Willow (All species and cultivars)	<i>Salix sp.</i>

For UTILITY LOCATES, Call 1-800-292-8989. Allow 48 hours for response.