

# **CORALVILLE FIRE DEPARTMENT**

## **ANNUAL REPORT**

### **2011**



Rain Garden behind Coralville Fire Station # 2



*May 2012*

Dear Honorable Mayor and Council;

As I begin to write this report for 2011, I realize that we are well into 2012. Last year saw a lot of emergency activity compared with this year to date, let's hope this is a trend.

There were a number of structure fires in 2011 with a fairly large financial loss compared to other years. In addition there were two fatalities as a result of fire in the City of Coralville. The loss that comes to everyone's mind is the loss of a young man on 11<sup>th</sup> Avenue last fall. The other was a non-resident passing through town on the interstate. He was involved in a single vehicle accident and was unable to get out before fire consumed the vehicle.

These fatalities serve as reminders that fires can not only be deadly but also cause financial hardship to the occupants and owners of the properties.

One fire in the early part of the year caused damage to six commercial businesses, at least two have left the community and at last report have no plans to return to Coralville.

Coralville Fire Department continues to be able to recruit an adequate number of volunteers and is in the process of starting another recruit class with about 15 new recruits.


We have continued to focus on training and the fire training facility has served us well. Many communities have begun to have an interest in its use and I expect that to continue to increase in frequency.

Station II has been a success and has remained full for well over a year with several continually on the waiting list to get in. Our response time and numbers from that station continue to improve as we refine our policies to fit.

We are looking forward to the addition of station 1 and thank you for your support.

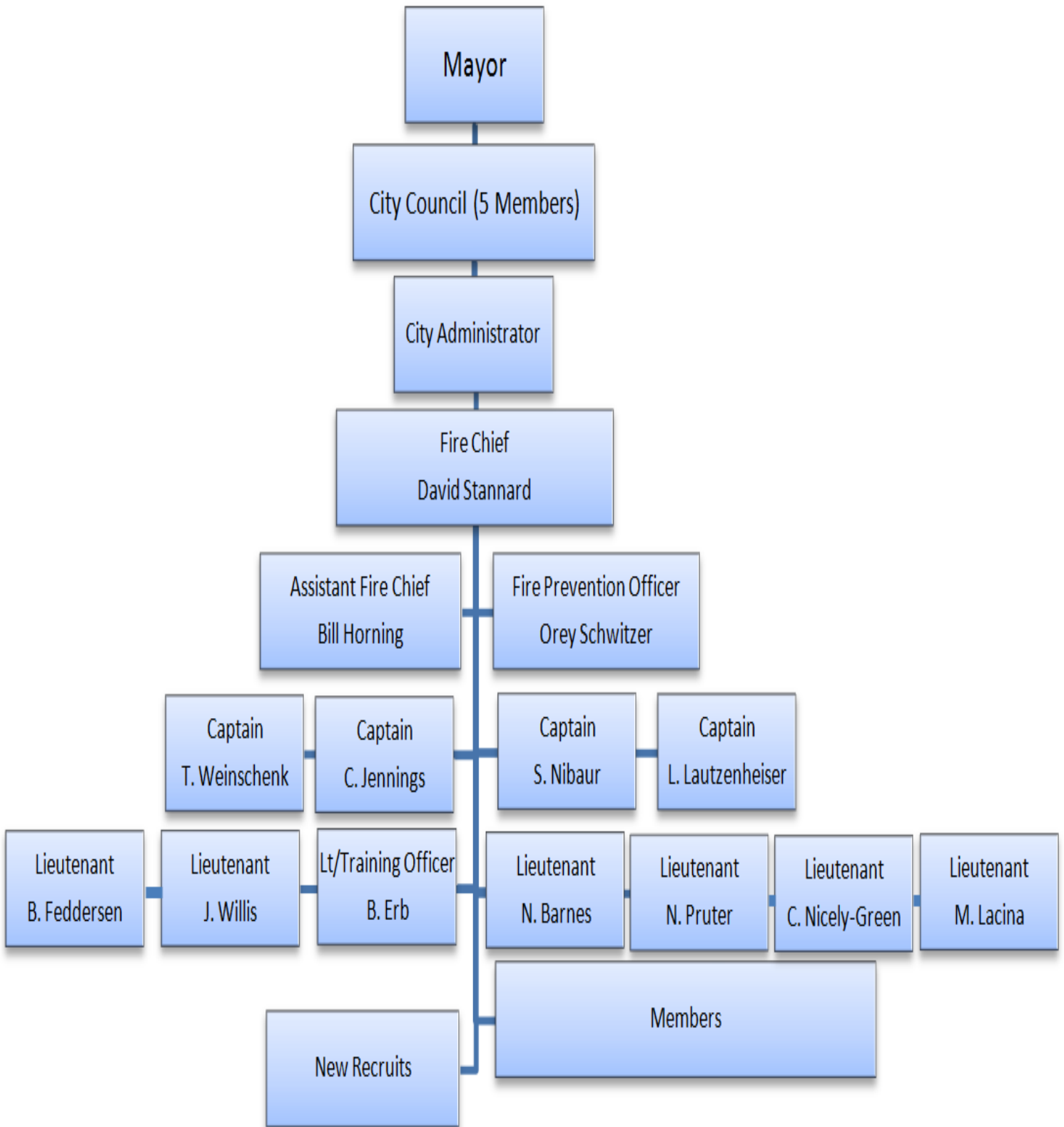
As always our team and I are always available to assist the community in whatever challenge is thrown our way.

Sincerely



David Stannard  
Fire Chief

# Table of Organization



In the following pages we have provide statistics regarding different aspects of the Coralville Fire Department. The department is ever changing; as the city grows our efforts to keep up with growth, technology and personnel challenges is ongoing. Any information that is not herein would be provided at your request.

## Membership

### Station Roster, Station 1

<b>Name</b>	<b>Rank</b>	<b>Hire Date</b>	<b>Years of Service</b>
David Stannard	Fire Chief	11/17/1986	25.5
Bill Horning	Asst Fire Chief	08/09/1994	17.8
Orey Schwitzer	Asst Fire Chief	10/16/1995	16.6
Nate Barnes	Lieutenant	11/19/2001	10.5
Lee Lautzenheiser	Captain	11/03/2002	9.5
Brandon Feddersen	Lieutenant	08/15/2004	7.7
Mohamed Karim	Firefighter	08/15/2004	7.7
Jeremy Willis	Lieutenant	08/15/2004	7.7
Joseph O'Brien	Firefighter	08/27/2005	6.7
Kyle Smith	Firefighter	08/01/2006	5.8
Cody Nicely-Green	Firefighter	08/03/2008	3.8
Cole Nicely-Green	Lieutenant	08/03/2008	3.8
Ben Rocca	Firefighter	08/03/2008	3.8
Tom Bair	Firefighter	08/02/2009	2.8
Jacob DeBoer	Firefighter	08/08/2010	1.8
Sam Miller	Firefighter	08/08/2010	1.8
Michael Sowell	Firefighter	08/08/2010	1.8
Kirk Whipple	Firefighter	08/08/2010	1.8
Bill Erb	Lieutenant	09/13/2010	1.7

**Sub Total for Station 1: 19**

## **Station Roster, Station 2**

<b>Name</b>	<b>Rank</b>	<b>Hire Date</b>	<b>Years of Service</b>
Tony Weinschenk	Captain	12/13/1993	18.4
Chris Jennings	Captain	10/16/1995	16.6
Scott Nibaur	Captain	10/16/1995	16.6
Brian Flaherty	Firefighter	10/03/2003	8.6
Martin Lacina	Firefighter	08/27/2005	6.7
Lucas Kennedy	Firefighter	08/05/2007	4.8
Nic Pruter	Lieutenant	08/03/2008	3.8
Andy Roder	Firefighter	08/03/2008	3.8
Collyn Mashek	Firefighter	08/24/2008	3.7
Chris Hagen	Firefighter	08/02/2009	2.8
Robert Cole	Firefighter	08/08/2010	1.8
Robert Lenfesty	Firefighter	08/08/2010	1.8
Kyle Reinert	Firefighter	08/08/2010	1.8
Jason Snyder	Firefighter	08/08/2010	1.8

***Sub Total for Station 2: 14***

## **These members joined the department in 2011**

<b>Name</b>	<b>Rank</b>	<b>Hire Date</b>	<b>Years of Service</b>
Mohamed Bashir	Firefighter	08/02/2011	.8
Nicholas Miller	Firefighter	08/02/2011	.8
Clayton Beckman	Firefighter	08/03/2011	.8
Brian Collins	Firefighter	08/05/2011	.8
Margaret Crain	Firefighter	08/06/2011	.8
Jeremy LaRoche	Firefighter	08/07/2011	.8
Walker Olson	Firefighter	08/09/2011	.8
Derek Peach	Firefighter	08/10/2011	.8
Mark Sampson	Firefighter	08/12/2011	.8
Robert Simons	Firefighter	08/13/2011	.8
Stephen Dalnodar	Firefighter	08/20/2011	.8

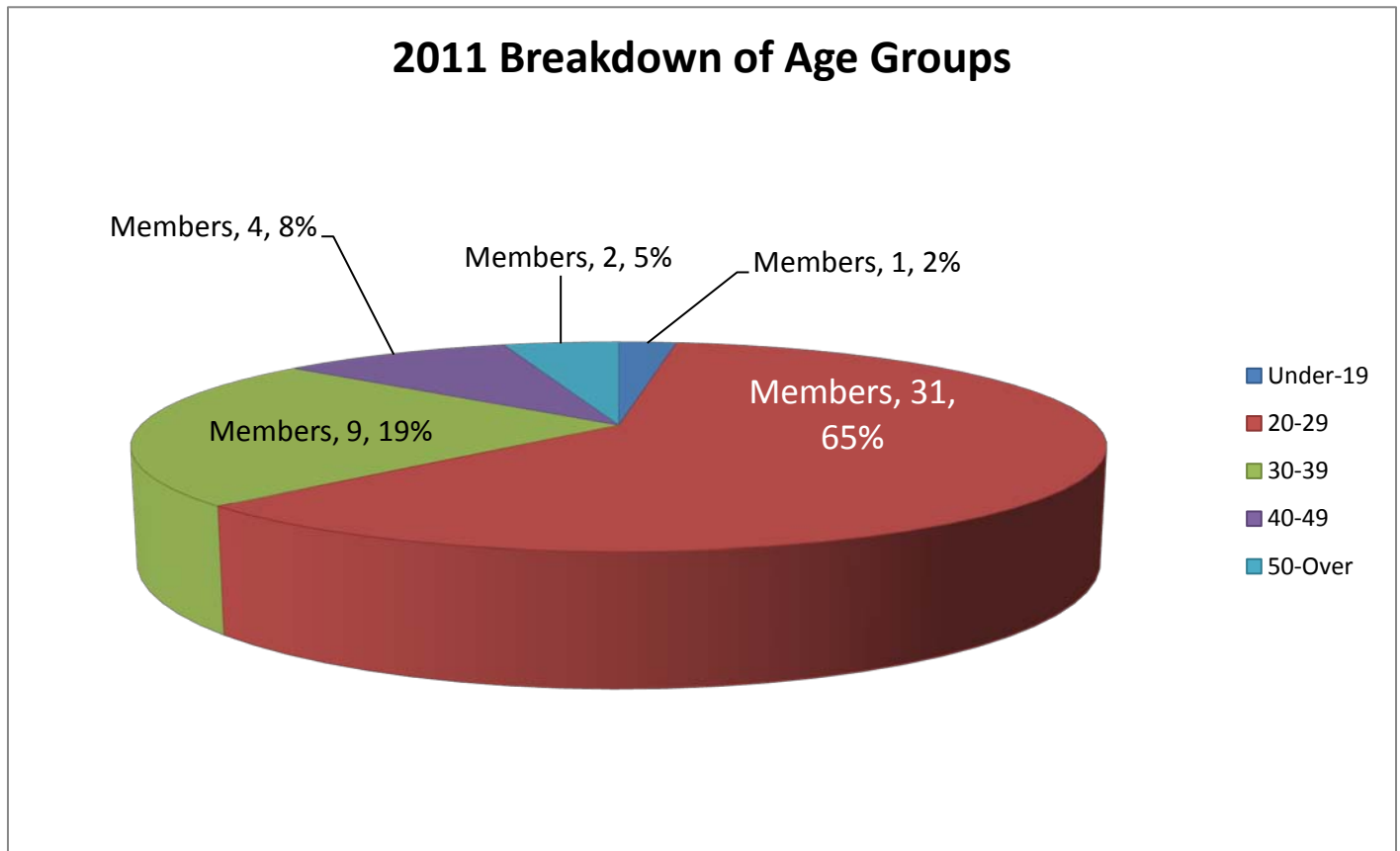
***Sub Total for NEW members: 11***

**These members left the department in 2011**

<b>Name</b>	<b>Years of Service</b>	<b>Reason for Leaving</b>
Nolan Deeds	2.7	Medical
David Reding	.6	Lack of time
Blaine Lefler	.6	Job with Newton Fire Dept.
Beau Zeman	1.5	Lack of time
Ethan Henderson	.4	Lack of time
Eugene Chung	.5	Medical
Bryce Miers	2.4	Job with railroad
River Bagley	8.3	Lack of time
Jonathan Troll	2.4	Lack of time
Mark Hoegger	1.3	Med Student, lack of time
Benjamin Olberding	3.3	Graduated as Paramedic
Matthew Weldin	5.3	Job with Cedar Rapids FD
Kelly Burke	2.2	Unknown
Jonathon Smith	2.3	School, time
Jeremy Simmons	.2	Unknown
Jon Lundquist	4.0	Time
Steven Connelly	5	New Baby, Lack of time
Austin Hershberger	2	Job with Cedar Rapids FD
Chris Penick	5	Job with Iowa City Fire Dept.
Matt Farrey	1.9	Unknown
Christopher Couch	5.8	Graduated from Med School
Scott Bell	.77	Time
Sean DeGrande	1.7	Went to Ohio for Med Research
Adam Moander	.65	Moved

***Sub Total for members leaving department: 24***

# Age Group Breakdown



## Coralville Fire Department

Age	Under-19	20-29	30-39	40-49	50-Over	Total Members
Members	1	26	10	4	2	43
Percentage	2%	60%	23%	9%	5%	

Age	20-25	26-29
Members	15	11
Percentage	58%	42%

# Fires in 2011

<u>Alarm Date</u>	<u>Type of Fire</u>	<u>Type of Structure</u>	<u>Est. Loss</u>	<u>Inj/Fatality</u>	<u>Cause</u>
1/10/11	Structure	Commercial	\$20,000	0	Faulty appliance
2/02/11	Structure	Commercial	\$40,000	0	Electrical
2/20/11	Structure	Commercial	Minimal	0	Arson
3/7/11	Structure	Commercial	\$1,000,000+	0	Carelessness
3/9/11	Structure	Motel	\$7,500	0	Suspicious
3/20/11	Structure	Residential Apt.	\$7,500	0	Cooking
3/25/11	Structure	Residence	\$7,500	0	Cooking
4/11/11	Structure	Residence Apt.	\$528,000	0	Suspicious
5/19/11	Structure	Residence	Minimal	0	Cooking
6/2/11	Structure	Residence Apt.	Minimal	0	Cooking
6/09/11	Structure	Residence	Minimal	0	Cooking
6/9/11	Structure	Residence Apt.	\$500	0	Cooking
8/28/11	Outside	Fence	\$500.00	0	Suspicious
9/4/11	Structure	Residence	\$114,000	1	Arson
10/1/11	Structure	Motel	Minimal	0	Cooking
10/25/11	Structure	Residence	\$80,000	0	Cooking Appliance
11/1/11	Roadway	Vehicle	\$180,000	1	Vehicle Accident
11/20/11	Structure	Residence Apt	Minimal	0	Cooking
11/30/11	Structure	Commercial	Minimal	0	Cooking
12/13/11	Structure	Residence	Minimal	0	Cooking
12/19/11	Structure	Residence	\$45,000	0	Smoking Material
12/19/11	Structure	Residence	\$40,000	0	Smoking Material
12/22/11	Structure	Residence	\$40,000	0	Electrical

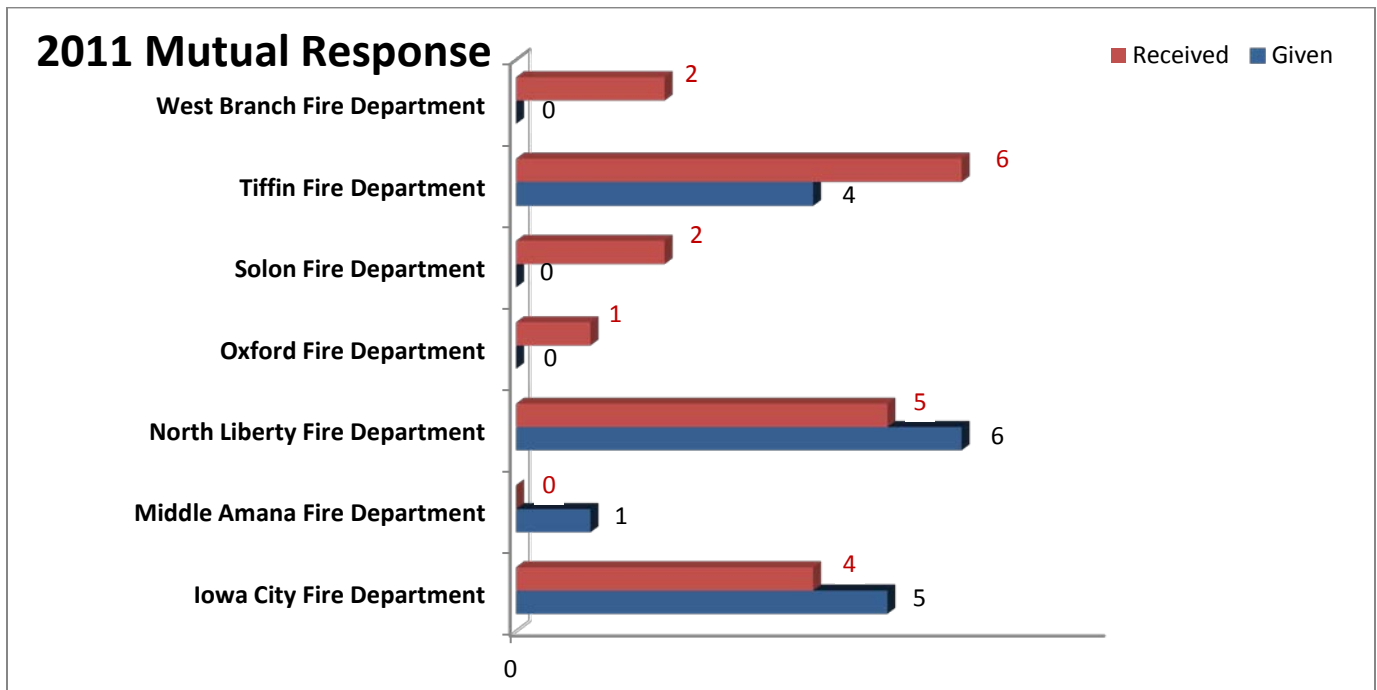
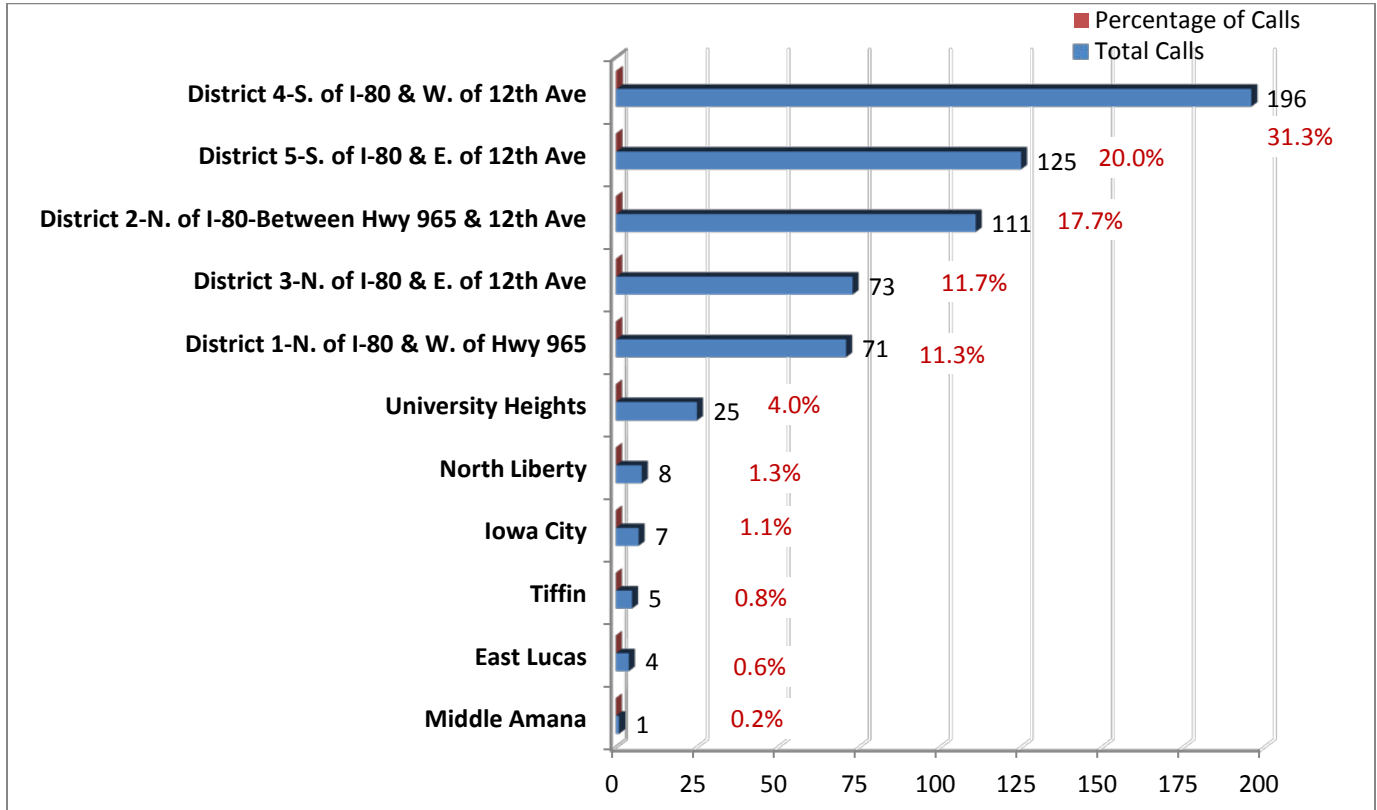
These statistics only account for one vehicle fire. There were numerous vehicle fires amounting to substantial loss.

## Fatalities

<p><b>Name:</b> Raymone Bryant  <b>Location of Fire:</b> Coralville, Iowa  <b>Age:</b> 14  <b>Date of Fire:</b> 09/04/2011  <b>Date of Death:</b> 09/04/2011  <b>Fire Cause:</b> Arson  <b>Cause of Death:</b> Smoke Inhalation  <b>Occupancy:</b> Residence  <b>Smoke Detector:</b> Yes, Basement Only - Not Working</p>	<p><b>Name:</b> Gary Minix  <b>Location of Fire:</b> Coralville, Iowa  <b>Age:</b> 40  <b>Date of Fire:</b> 11/01/2011  <b>Date of Death:</b> 11/01/2011  <b>Fire Cause:</b> Semi-Tractor Crash  <b>Cause of Death:</b> Smoke Inhalation/Thermal Injuries  <b>Occupancy:</b> Vehicle/Truck</p>
---	--



# Operations



# Staff Activity

–Time listed is Volunteer time does not include career FF 's time.

## 2011-Staff Activity

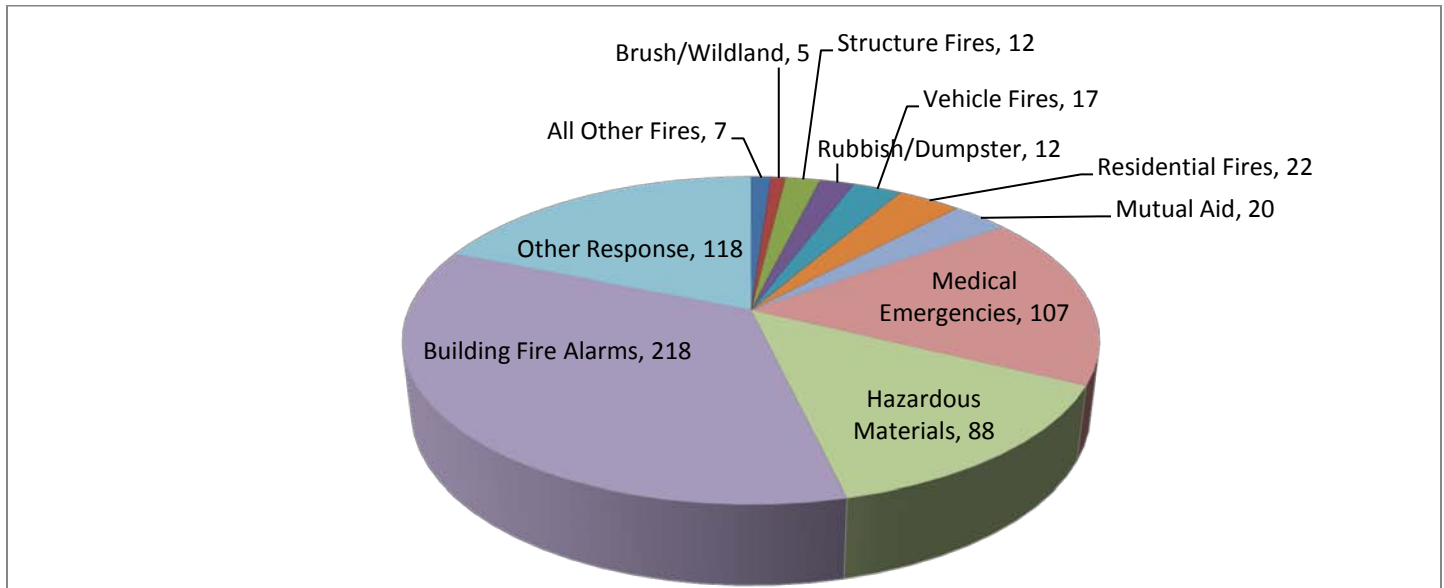
### 2011 -Staff Activity

Activity	Staff Count	Total Hours	Pct Hours
Disaster Emergency Preparedness	1	2	0.01%
Medical Committee Meeting	5	3.45	0.02%
Cancelled Enroute	51	4.64	0.03%
Building Maintenance	6	6	0.04%
Equipment Maintenance	2	7	0.05%
Preplanning	4	12	0.09%
New Vehicle Selection Committee	8	16	0.12%
Rescue	38	16.03	0.13%
Hazardous Material Response	43	25.27	0.20%
Provide Assistance	106	55.63	0.45%
School Visit	29	61.68	0.50%
Memorial Committee	11	66	0.53%
County Meeting	29	87.25	0.70%
Other Committee	58	132.5	1.07%
Station Tour	67	143.33	1.16%
Pancake Breakfast	24	168	1.36%
Medical Call	420	175.73	1.42%
Officer Meeting	82	205.15	1.66%
Standby	87	364.21	2.95%
Fire Prevention Programs	73	393.5	3.19%
Monthly Department Meeting	405	584	4.74%
Auto Accident	1121	657.94	5.43%
Fire Suppression	465	1041.66	8.45%
Investigation	3074	1947.36	15.80%
Station Staffing	1210	6141.07	49.85%
<b>TOTAL</b>	<b>7419</b>	<b>12317.4</b>	<b>100%</b>

The data provided above does not list the hours of training. Staff Activity combined with training totals 17,157 total hours of volunteer time. These hours do not include time spent by the career members. Training Hours are described on page 12.

Independent Sector values volunteer time in Iowa at \$17.22 an hour. Multiply that value with the hours spent and there was **\$295,443.54** donated to the city last year.

# Response Type



## Incident Comparison – 10 years

2008 2009 2010 2011

Private Dwelling	6	10	10	7	13	14	9	19	8	9
Apartments	5	8	9	3	7	15	12	7	13	9
Hotels and Motels	2	0	0	2	2	2	8	4	1	4
All other Residential	0	0	0	1	0	0	1	1	1	0
<b>TOTAL RESIDENTIAL FIRES</b>	<b>15</b>	<b>18</b>	<b>19</b>	<b>13</b>	<b>28</b>	<b>31</b>	<b>30</b>	<b>31</b>	<b>23</b>	<b>22</b>
Public Assembly	3	6	3	5	2	2	5	2	2	4
Schools and Colleges	0	0	1	0	0	0	0	0	0	1
Health Care/ Penal	0	0	1	1	1	0	3	1	0	1
Stores and Offices	3	0	7	0	6	3	2	0	0	6
Industry/Utility	1	2	1	2	2	1	3	0	0	0
Storage in Structures	0	0	1	1	2	2	0	0	0	0
Other Structures	0	3	0	0	0	1	0	0	1	0
<b>TOTAL STRUCTURE FIRES</b>	<b>22</b>	<b>29</b>	<b>33</b>	<b>22</b>	<b>41</b>	<b>40</b>	<b>43</b>	<b>34</b>	<b>26</b>	<b>34</b>
<b>OTHER FIRES &amp; INCIDENT</b>										
Highway/Vehicles	13	16	12	8	12	18	14	6	14	12
Other Vehicles	1	4	1	2	0	0	0	1	1	1
Non-Structure/Non-Vehicle	1	7	3	6	1	4	8	3	0	4
Brush/Grass Wildland	1	6	2	4	5	4	2	9	2	5
Rubbish/Dumpster	7	14	4	9	10	5	6	8	12	12
All Other Fires	1	8	2	7	2	1	0	1	1	7
<b>TOTAL FOR ALL FIRES</b>	<b>46</b>	<b>84</b>	<b>57</b>	<b>58</b>	<b>71</b>	<b>72</b>	<b>73</b>	<b>62</b>	<b>56</b>	<b>75</b>
Rescue/Emergency/Med	71	124	98	71	114	131	137	143	110	107
False Alarms	62	227	210	176	199	208	218	179	222	218
Mutual Aid	14	40	59	56	77	73	15	27	28	20
Hazmat Response	41	52	52	51	69	71	59	45	53	38
Other Hazardous Response	25	14	64	77	51	80	38	41	55	50
All Other Responses	56	67	103	123	148	171	165	139	104	118
<b>TOTAL FOR NON-FIRE INCIDENTS</b>	<b>269</b>	<b>524</b>	<b>586</b>	<b>554</b>	<b>658</b>	<b>734</b>	<b>632</b>	<b>574</b>	<b>572</b>	<b>551</b>
<b>Civilian Injuries/Death</b>										
Injuries	0	0	1	0	1	0	0	3	1	2
Deaths	0	0	1	0	1	0	0	0	0	2
<b>TOTAL INJURIES/DEATHS</b>	<b>0</b>	<b>0</b>	<b>2</b>	<b>0</b>	<b>2</b>	<b>0</b>	<b>0</b>	<b>3</b>	<b>1</b>	<b>4</b>
<b>TOTAL INJURIES/DEATHS</b>	<b>0</b>	<b>0</b>	<b>2</b>	<b>0</b>	<b>2</b>	<b>0</b>	<b>0</b>	<b>3</b>	<b>1</b>	<b>4</b>
<b>TOTAL FOR ALL INCIDENTS</b>	<b>315</b>	<b>608</b>	<b>643</b>	<b>612</b>	<b>729</b>	<b>806</b>	<b>705</b>	<b>636</b>	<b>628</b>	<b>626</b>

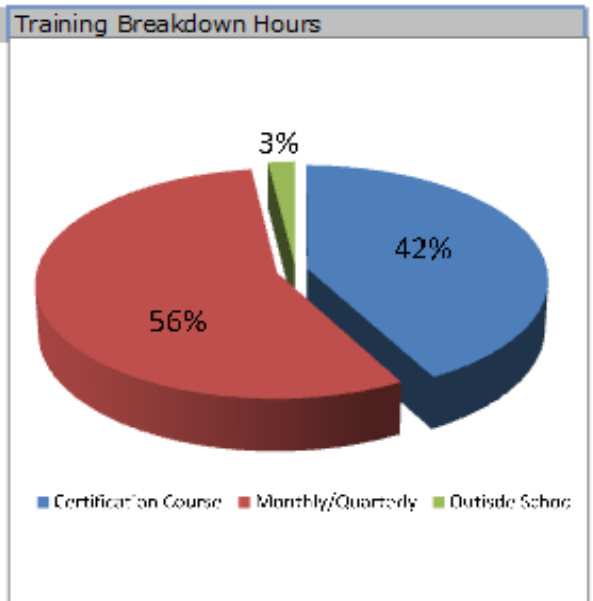
# Training Division-2011

Certification Course	Classes Held	Hours
Firefighter I Course	37	1446.01
Firefighter II Course	8	328
Instructor I	4	144
Driver Operator	14	491.58
Hazardous Materials Ops	1	144
<b>Total</b>	<b>64</b>	<b>2553.59</b>

Monthly/Quarterly	Classes Held	Hours
Fire	110	1853.49
BMS	54	577.72
Rescue	1	39
Special Operations	1	121.5
Driver Training	588	697.1
Hazardous Materials	18	99
Officer Training	1	10
<b>Total</b>	<b>768</b>	<b>3397.81</b>

Outside School	Classes Held	Hours
Fire	13	80
BMS	2	27
Special Ops/Rescue	3	13
<b>Total</b>	<b>18</b>	<b>120</b>

Total Training	Classes Held	Hours
	<b>850</b>	<b>6071.4</b>
Total Attendees for all classes		
	<b>2920</b>	



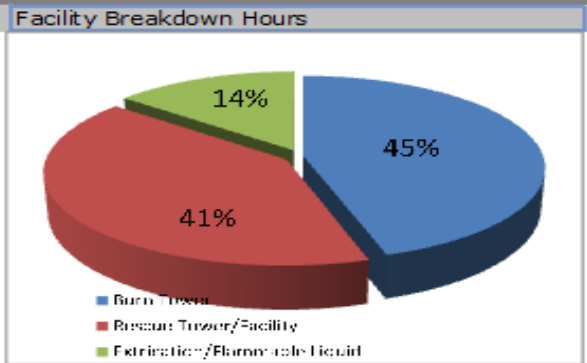
## Training Facility

Burn Tower	Classes Held	Hours of Use
Kirkwood Community College	10	33.75
Coralville Fire Department	8	22.5
CVFD/NLFD/WBFD	4	16
Cedar Rapids Fire Department	2	8.5
Lone Tree/Hills Fire Department	2	8.5
North Liberty Fire Depart	2	8
Oxford Fire Department	1	6
Ainsworth/Crawfordsville/Washington FD	1	4
Swisher Fire Department	1	4
<b>Total</b>	<b>31</b>	<b>111.25</b>

Rescue Tower/ Facility	Classes Held	Hours of Use
Coralville Fire Department	14	35.75
Kirkwood Comm College-Wind Turbine	3	25.5
K-9 Training and Academy	3	15
Johnson Co Drug Task	1	6
University Height PD	1	6
State Bomb Squad	1	5.5
Washington Fire Department	1	4
Johnson Co Bomb Squad	1	3
<b>Total</b>	<b>25</b>	<b>100.75</b>

Extrication/Flammable	Classes Held	Hours of Use
Kirkwood Community College	7	21.75
Coralville Fire Department	2	4.5
University of Iowa -EMT Course	1	3.5
Oxford Fire Department	1	3
Johnson County Sheriff's Ofc-Rescue 57	1	2
<b>Total</b>	<b>12</b>	<b>34.75</b>

Total Training	Classes Held	Hours
	<b>68</b>	<b>246.75</b>
Total Attendees for all classes		
	<b>1254</b>	



**4840.25 COMBINED TRAINING HOURS**